


PIPESEAL


Seals Holes in Pipe to Full Pressure in Under 5 Minutes

- Works on all types of pipes including copper, steel, lead, cast iron and aluminum.
- Heat activated - Hardens fully in less than 1 minute.
- Withstands pressures up to 1200 psi.
- No wrapping or plugging required.
- Ideal for refrigerant lines.
- Extreme chemical resistance.
- 100% solids - No VOCs
- Permanently seals holes of up to 1/2" diameter



PIPESEAL is a unique, 100% solids, multi-component epoxy designed to quickly and permanently patch, seal and repair cracks, holes and leaks in all types of pipe.

PIPESEAL is ideal for commercial, industrial and residential applications. PIPESEAL is supplied in a burst-seal bag containing pre-measured amounts of resin and hardener. Once the resin and hardener are mixed, PIPESEAL is ready to apply. PIPESEAL is heat activated and will cure within a minute once it is heated with a heat gun. The sealed pipe will withstand high pressures immediately after PIPESEAL cures.

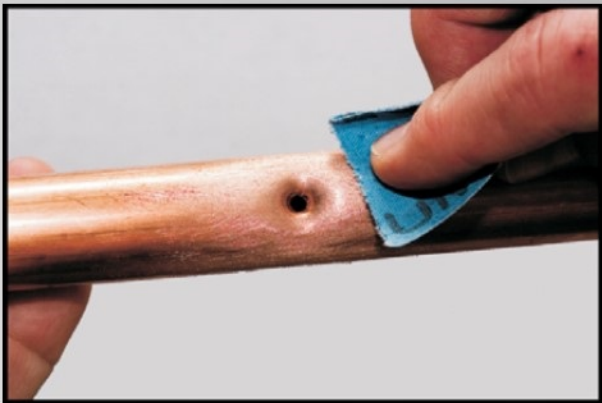


SEALPRO
LLC


150 Dow Street, Suite 316C
Manchester, NH 03101
(603) 669-2243
www.sealproweb.com

PIPESEAL

Instructions




1. Prepare Surface around damaged area with sand paper or a file.




2. Remove clip and cut-off end with the clear material and apply entire contents to mixing surface; ensure mixing surface is not porous.



3. Thoroughly mix the entire contents.



4. Apply to pipe with a wooden stick or trowel.



5. Cover area around pipe hole/crack.



6. Apply heat with a heat gun until PIPESEAL cures and hardens - within 1 minute.